


[FUNCTIONALITY SHEET]

Function: Push-To-Talk (PTT)

Instant group call with a simple press of a button

Full duplex functionality and customization provide enhanced functionality that no other VoWiFi or DECT supplier offers today



PUSH-TO-TALK (PTT) – INSTANT GROUP COMMUNICATION

Push-To-Talk is a walkie-talkie functionality enabling a group of people to instantly connect to a conference session with a simple press of a button.

Group members are automatically contacted and connected in a remote conversation which allows the complete group to quickly solve a problem or exchange time-critical information.

A PTT session can be triggered from any message whether it is an e-mail, an alarm from a production stoppage or a signal from a machine that is overheating. Or a user can send an invitation from his handset to a pre-defined group of people.

Initiated from a handset

PTT sessions are by default configured to open in loud speaking mode but can be configured otherwise. The message sent to the PTT group members can include the possibility to accept or decline the PTT session, or a demand that it shall be accepted automatically.

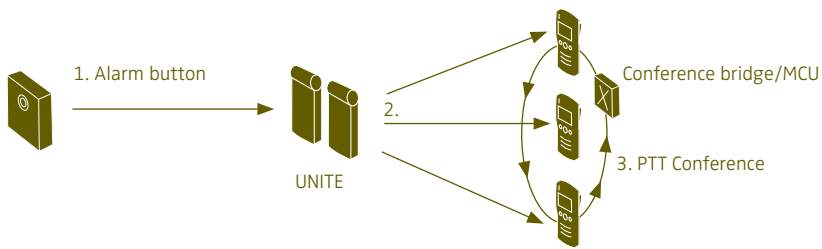
The mute button on the handset is used for shifting between sending and receiving and the users have the possibility to talk simultaneously. Up to 10 unique conference groups can be programmed to the soft and hot keys of the handset.

Initiated by an alarm

When an alarm initiates a PTT session it sends a Call Setup message to the IMS2/UPAC that includes the phone number to the conference bridge. When the IMS2/UPAC has found the PTT group it forwards the message to all members in the group. A virtually unlimited number of groups can be programmed.

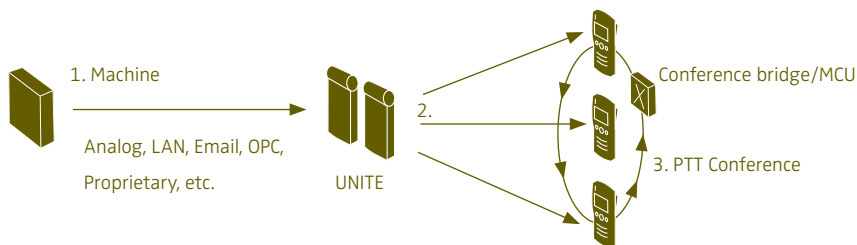
When the PTT session is accepted, either manually or automatically, the handset is connected to the conference/group calls and all handsets in the PTT group are connected.

[FUNCTIONALITY SHEET: PUSH-TO-TALK]



HOSPITAL EXAMPLE

At the emergency intake, seconds count. When the trauma alarm button is pressed, the team can be quickly notified and automatically connected in a PTT session and immediately get a grip of the situation and discuss actions with team members that have not yet arrived to the emergency ward.



INDUSTRY EXAMPLE

The paper machine is producing paper at 1500 metres/minute. When a roll is full, a seamless transition to the next roll is crucial, otherwise the paper flow needs to be dropped and restarted which results in huge losses of paper every second.

1. The machine indicates that the roll is almost full.
2. The indication is passed wirelessly to the responsible group of operators and at the same time automatic instantly invites the group to a PTT session.
3. The group is automatically connected and can smoothly collaborate during the process.

PTT calls get the highest priority

Accepting a PTT session will disconnect any ongoing call and cancel an ongoing session. If the PTT session is configured to be accepted automatically and if it is received during an ongoing call or PTT session, a warning will sound for approximately 10 seconds and during that time it is possible for the user to decline the session. If the PTT session is declined, it is possible to join later by selecting the PTT message stored in the message list. Leaving the PTT session is done by simply pressing the on-hook key.